

LEVELED READER • F

A Clown Face



Written by Kira Freed • Illustrated by Darcy Tom

www.readinga-z.com

A Clown Face


A Reading A-Z Level F Leveled Reader • Word Count: 180



Reading a-z

Visit www.readinga-z.com for thousands of books and materials.

A Clown Face



Written by Kira Freed
Illustrated by Darcy Tom

www.readinga-z.com

10	DRA
9-10	Reading Recovery
F	Fountas & Pinnell

LEVEL F
Correlation

A Clown Face
Level F Level Reader
© 2002 Learning Page, Inc.
Written by Kira Freed
Illustrated by Darcy Tom
ReadingA-Z™
© Learning Page, Inc.
All rights reserved.
Learning Page
1630 E. River Road #121
Tucson, AZ 85718
www.readinga-z.com



How does a clown put on a face?
Where does she start?

3

First, she puts on white face paint.
What comes next?

4



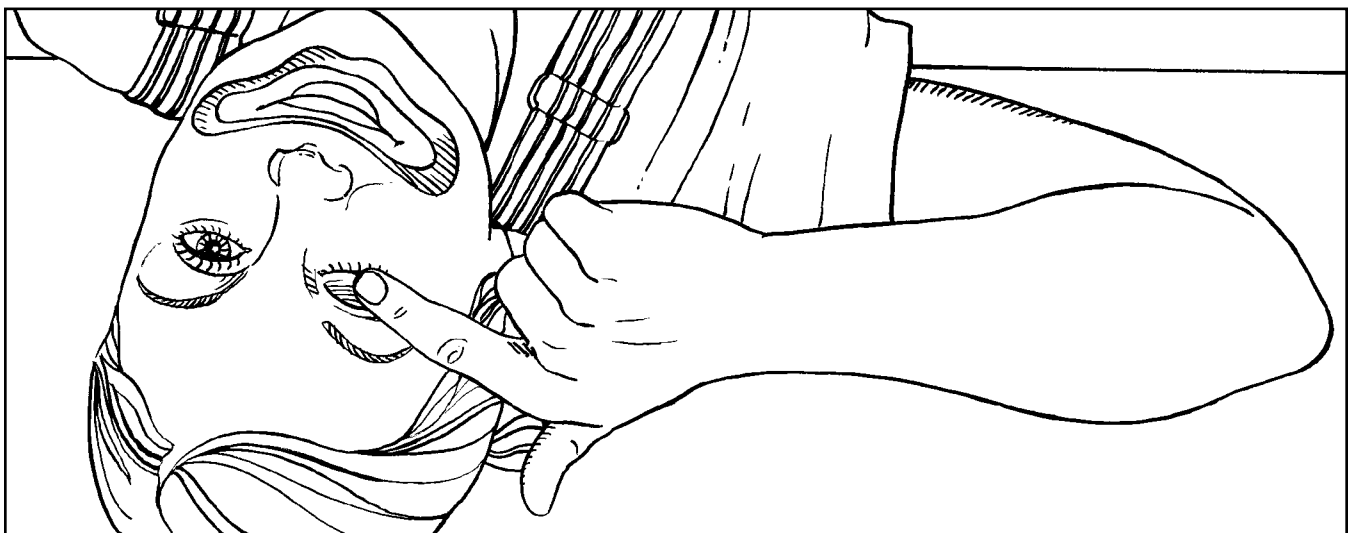



How does a clown put on a face?
Next, she puts paint around her mouth.
She paints a big, red smile.
What is next?

5

How does a clown put on her face?
Next, she paints her eyelids.
What does she put on next?

9



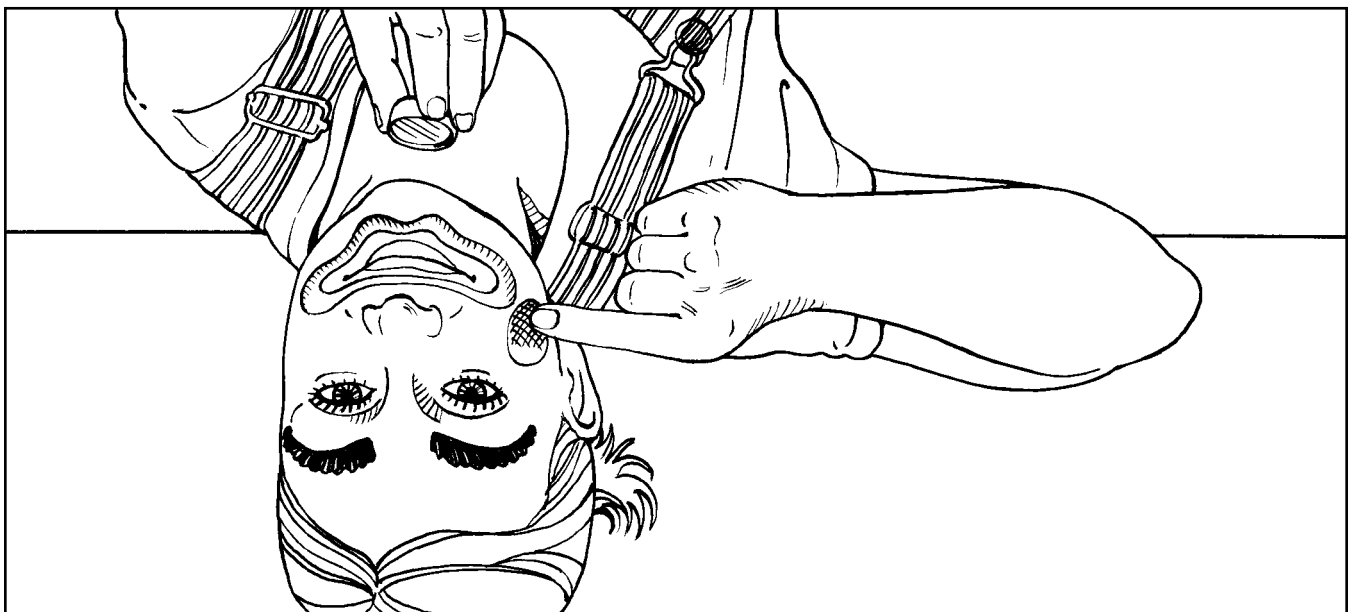


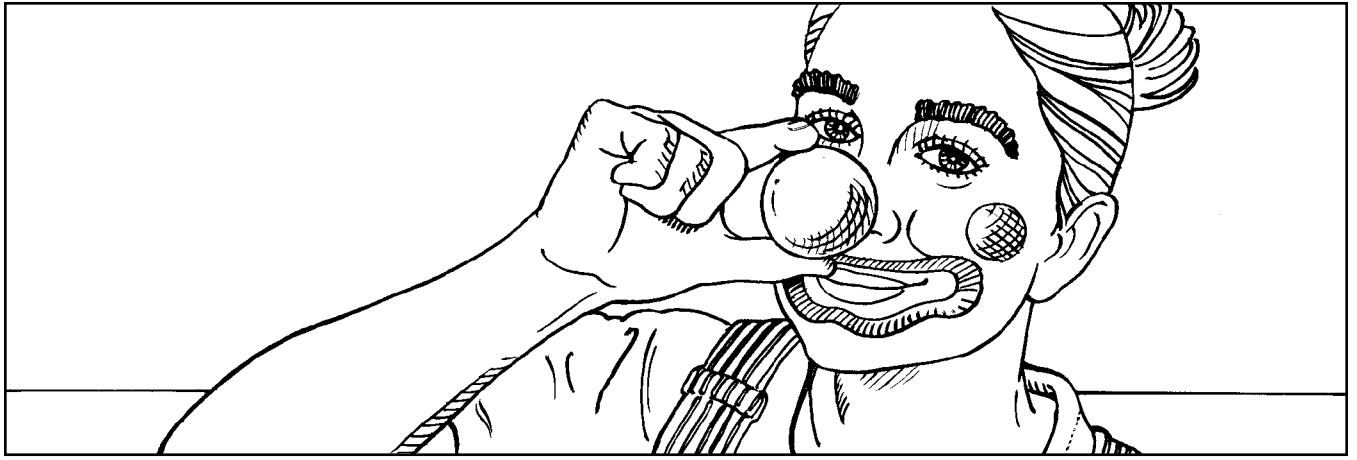
How does a clown put on her face?
Next, she puts on big, fuzzy eyebrows.
What comes after that?

7

Then she paints big, pink circles on her cheeks.
What comes next?

8



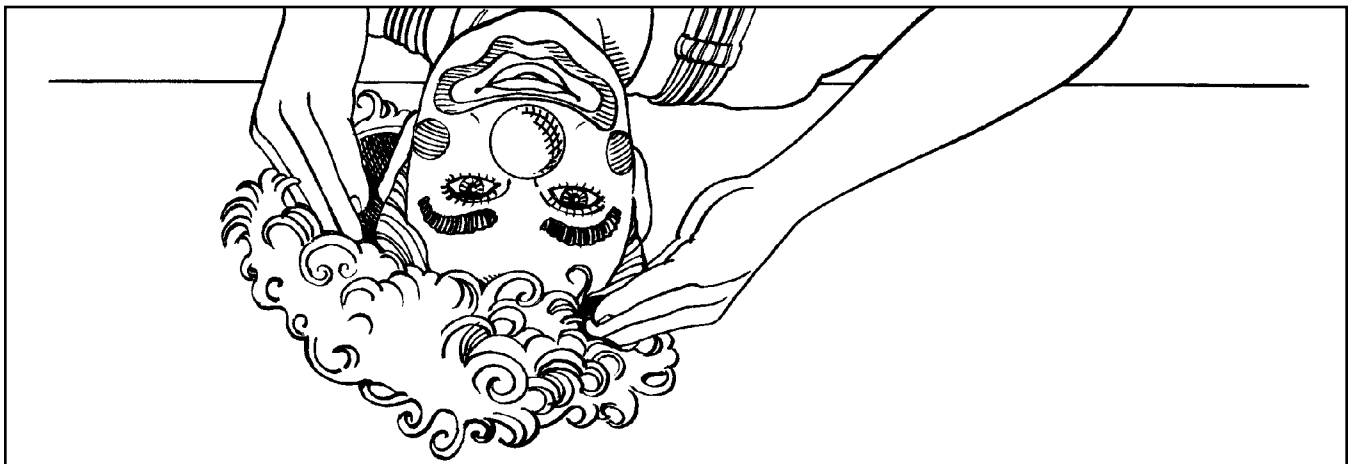



How does a clown put on her face?
Next, she puts on her red nose.
It honks if you squeeze it.
What does she do next?

9

How does a clown put on her face?
After putting on a red nose,
she puts on a silly wig.
What does she do next?

10

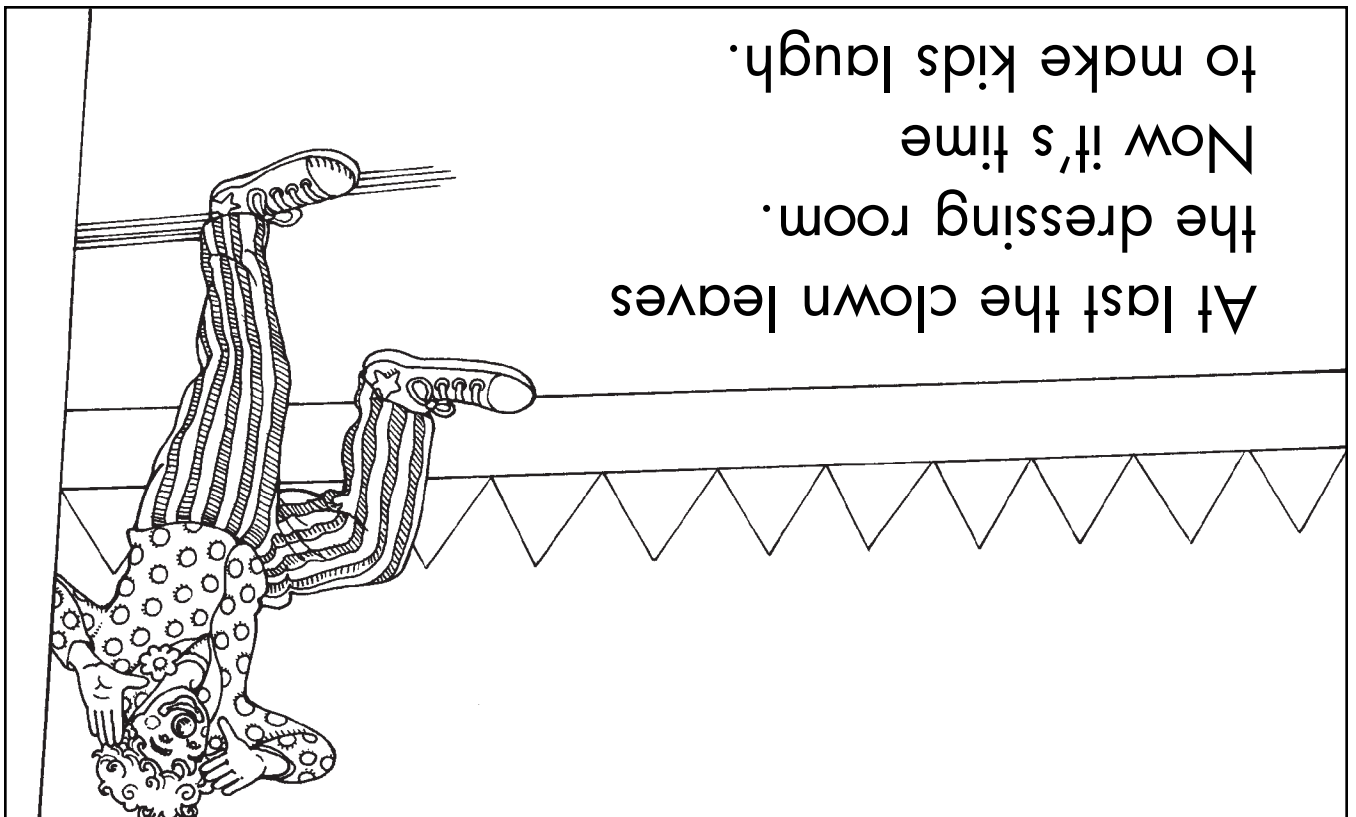




Then she gets dressed.
She puts on a polka-dot jacket and striped pants.
And she puts on big, floppy shoes.

11

12



At last the clown leaves
the dressing room.
Now it's time
to make kids laugh.